



ಬೃಹತ್ ಬೆಂಗಳೂರು ಮಹಾನಗರ ಪಾಲಿಕೆ
Bruhat Bengaluru Mahanagara Palike



BBMP COVID-19 WAR ROOM 12.04.2023

BBMP / COVID-19 WAR ROOM / BULLETIN – 1115/ 12.04.2023 / #BBMPfightsCOVID19



OVERVIEW OF COVID-19 IN BENGALURU

CASE TRENDS ACTIVE CASES **850**

<u>Confirmed Cases</u>	<u>Recovered Cases</u>	<u>Death Cases</u>
172 18,81,864 [#]	224 18,64,018 [#]	0 16,996 [#]

HOSPITALIZATION **56**

<u>ICU – V</u>	<u>ICU</u>	<u>HDU</u>	<u>General</u>
-	12	1	43

INCLUDES GOVT. QUOTA AND PRIVATE WALK-IN HOSPITALIZATION

VACCINATION **18** 2,06,99,449[#]

<u>First Dose</u>	<u>Second Dose</u>	<u>Precaution Dose</u>
8 96,89,643 [#]	5 95,11,443 [#]	5 14,98,363 [#]

TRIAGING

MTU
5

Tele Triage
165

ACTIVE CZs

0

MCZs (< 5 cases)
0

Clusters (> 5 cases)
0

TESTING **3,463** 3,22,52,391[#]

<u>RAT</u>	<u>RTPCR</u>
1,379	2,084

Positivity :5.40%
*FOR LAST 7 DAYS

: indicates cumulative numbers till date



ABSTRACT OF COVID-19 SCENARIO IN BENGALURU



	MALE			FEMALE			TRANSGENDER			TOTAL		
	Last 24 Hours	Last 7 Days	Cumulative	Last 24 Hours	Last 7 Days	Cumulative	Last 24 Hours	Last 7 Days	Cumulative	Last 24 Hours	Last 7 Days	Cumulative
Positive Cases	86	549	11,09,446	86	466	7,72,222	0	0	196	172	1,015	18,81,864
Recovered Cases	130	579	10,96,660	94	463	7,66,228	0	0	187	224	1,042	18,64,018
Death Cases	0	0	10,765	0	0	6,227	0	0	4	0	0	16,996
Total Tests Done	In Last 24 hrs. : 3,463			In last 7 days : 18,810			Cumulative : 3,22,52,391					
Vaccine Doses Administered	In Last 24 hrs. : 18			In last 7 days : 848			Cumulative : 2,06,99,449					
ACTIVE CASES									850			

*Covid deaths occurred today : 00 | Covid deaths occurred beyond last 24hrs., reported today : 00

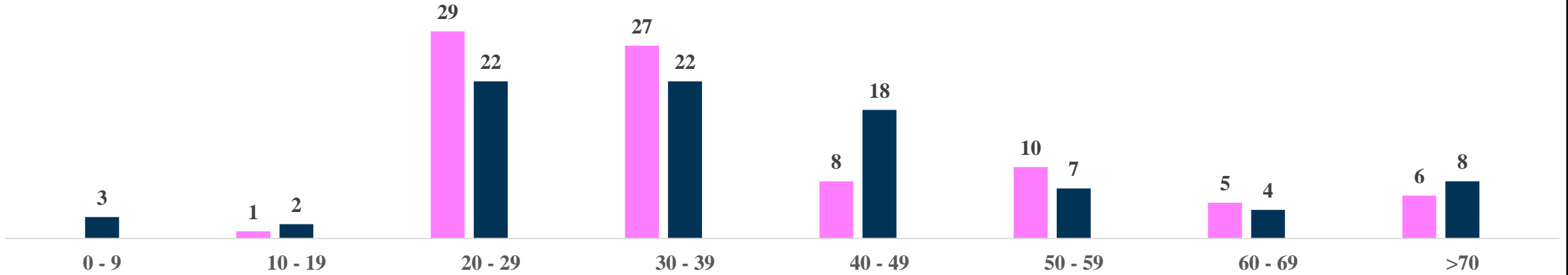


LAST 24 HOURS AGE GROUP AND GENDER WISE DISTRIBUTION

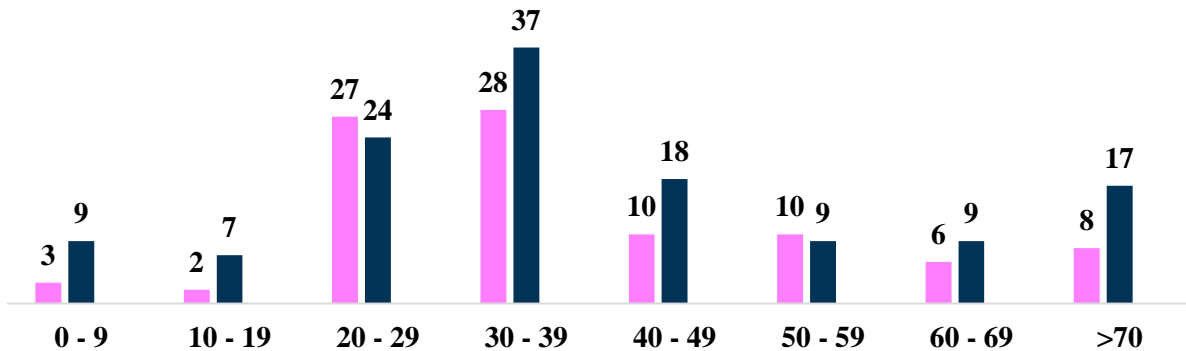


Positive Cases : 172

Female Male Transgender



Recovered Cases : 224



Death Cases : 0

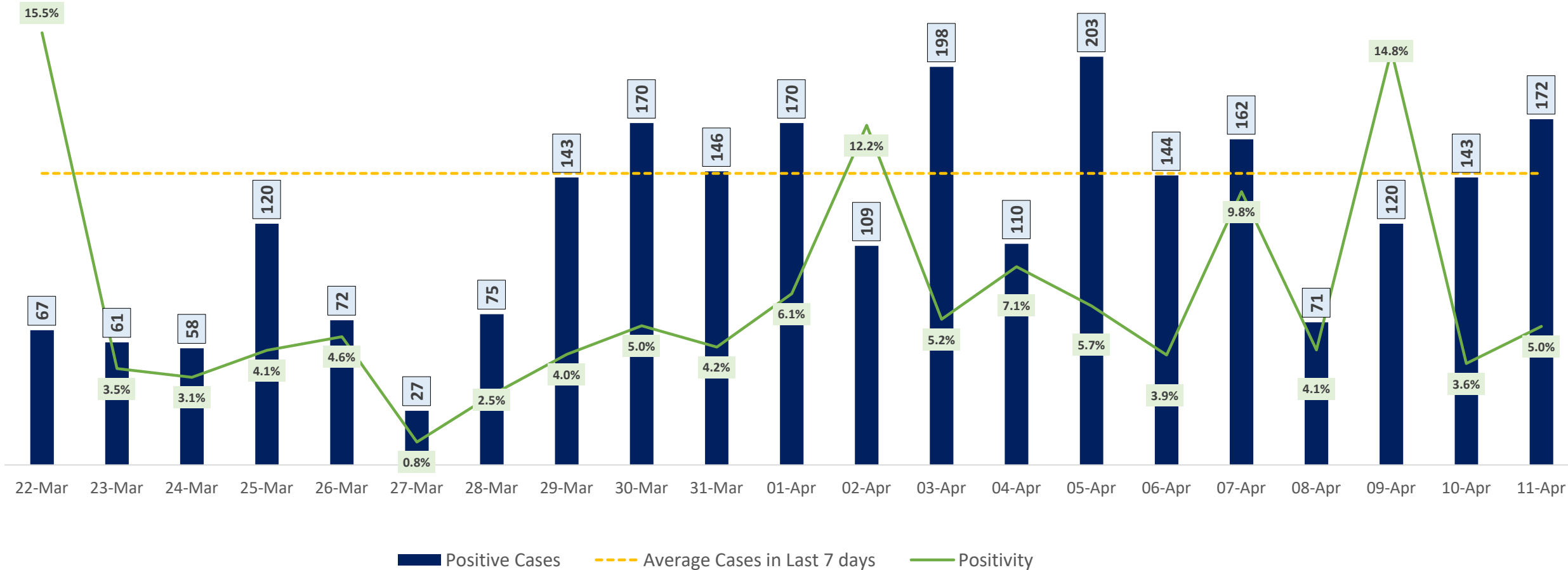
0 to 9 10 to 19 20 to 29 30 to 39 40 to 49 50 to 59 60 to 69 >=70



POSITIVITY RATE OF BENGALURU – LAST 21 DAYS



Average Cases in Last 7 days : 145

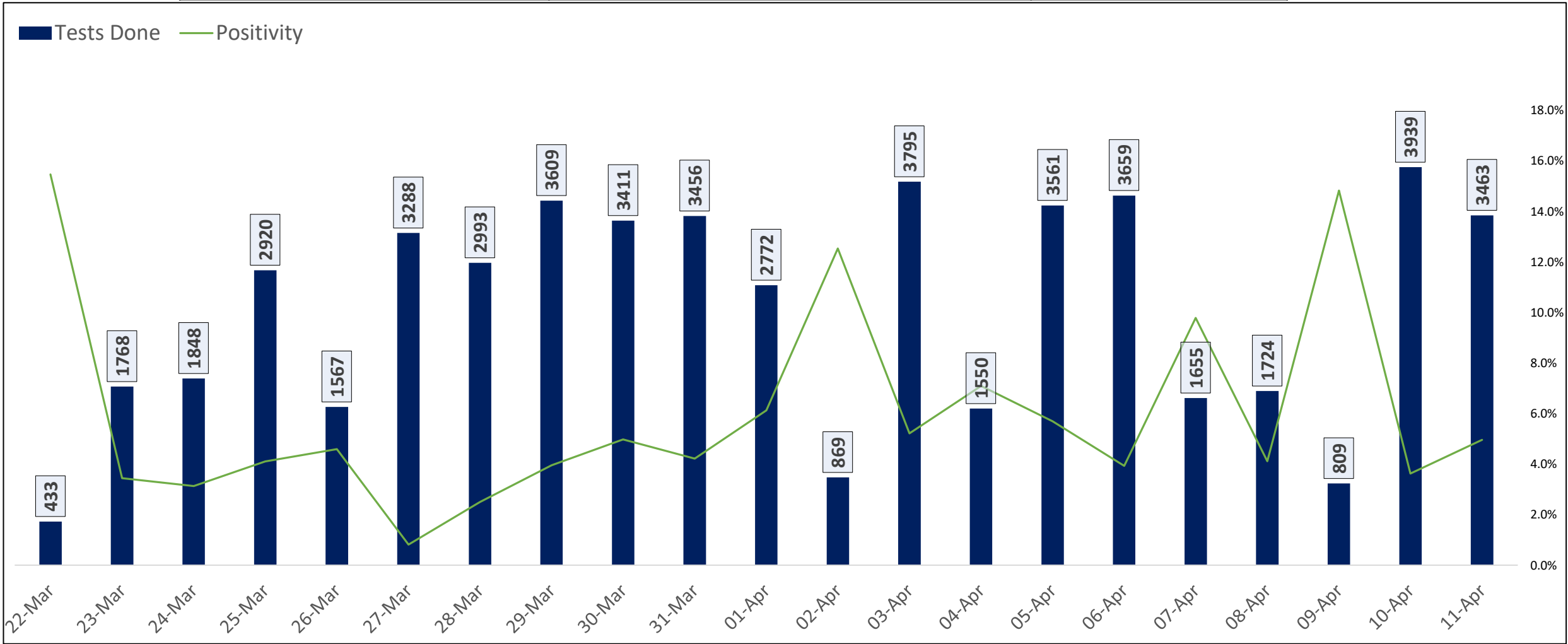




TESTING TRENDS IN BENGALURU

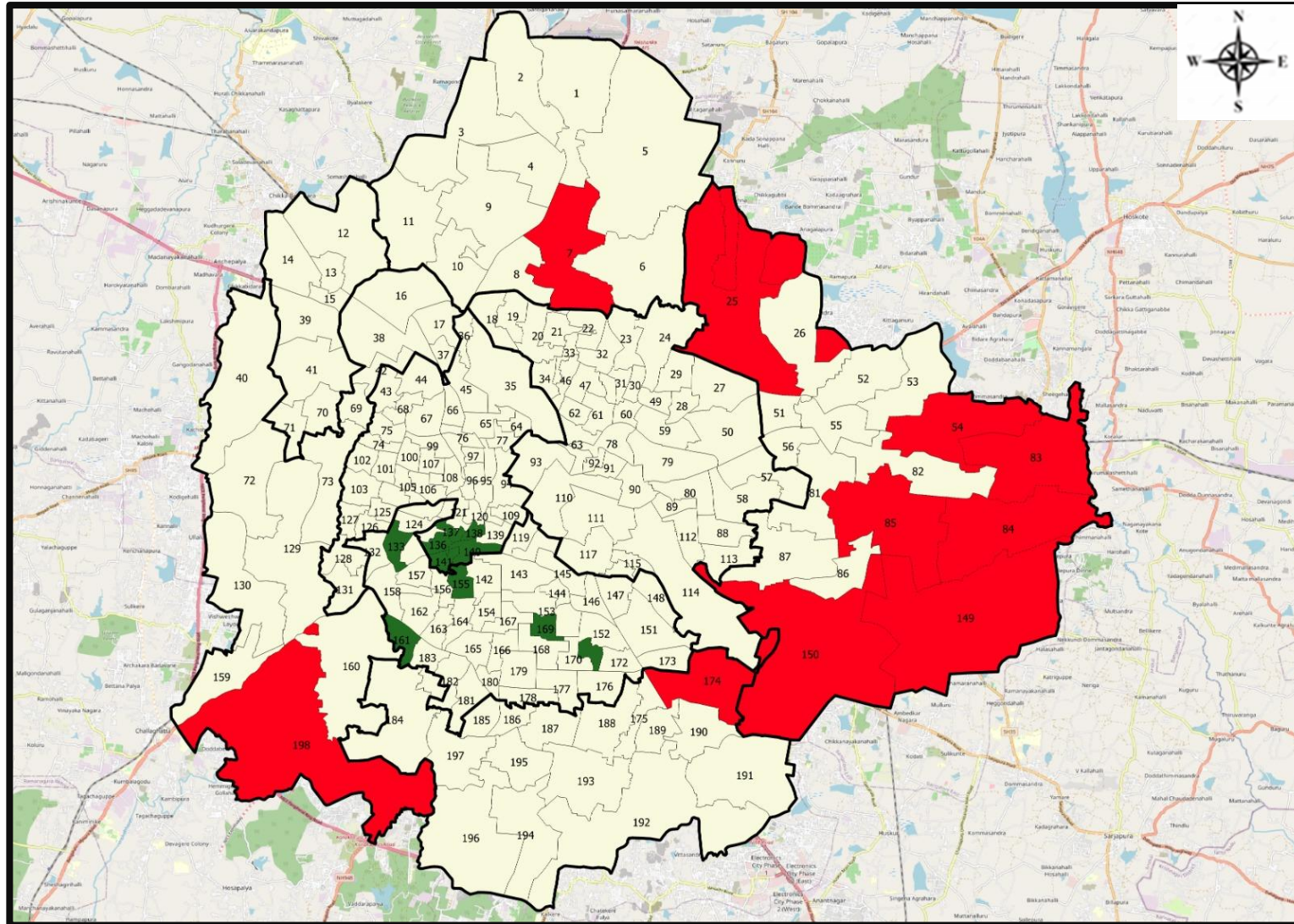


Total Test Conducted Till Date	Test Conducted Last 24 hours	Last 7 Days Average
3,22,52,391	3,463	2,687





BENGALURU URBAN MAP SHOWING TREND OF POSITIVE CASES IN LAST 7 DAYS



Top 10 wards reporting highest number of positive cases in last 10 days

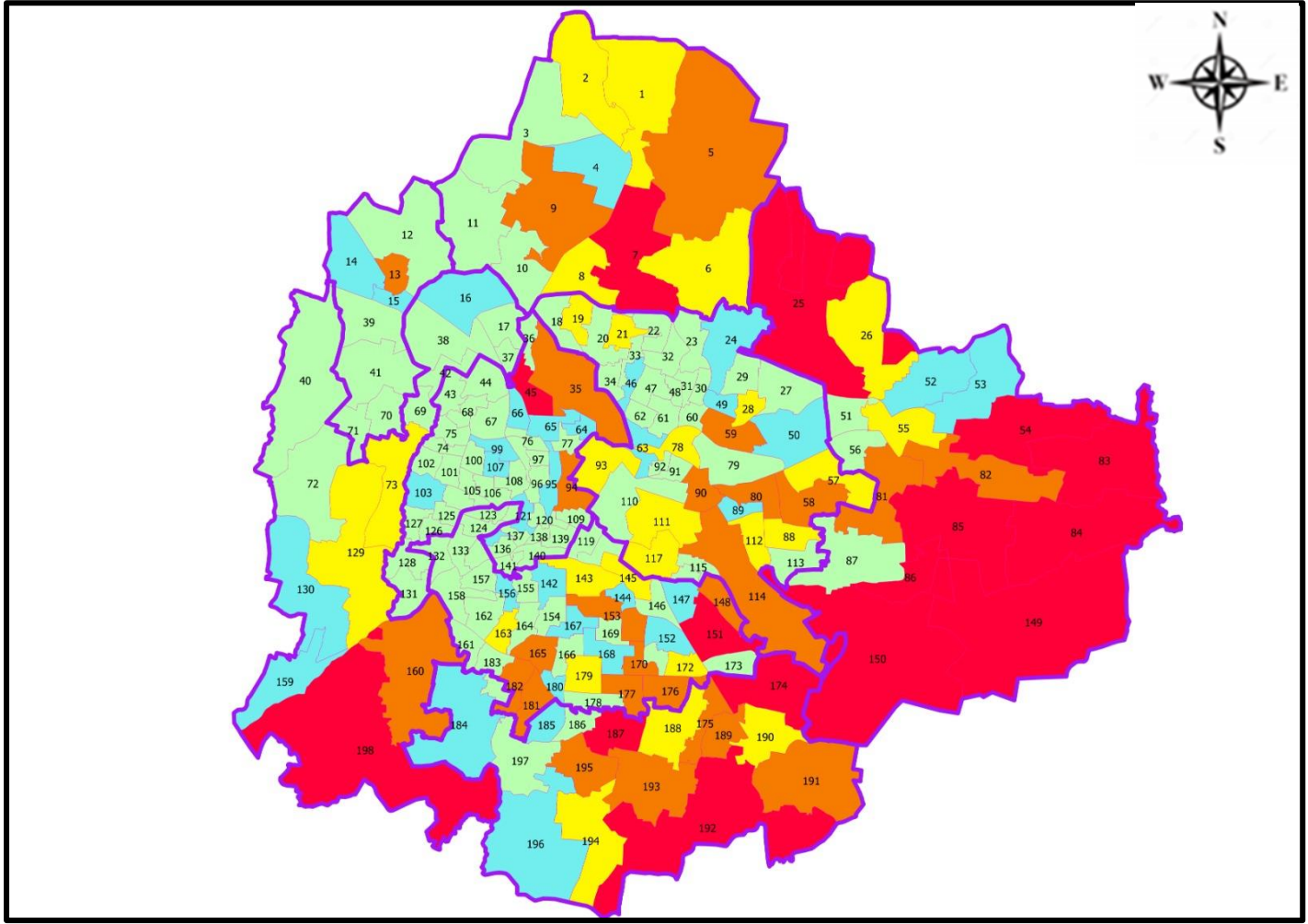
Ward No.	Ward Name	Daily Cases Average
150	Bellanduru	7
174	HSR Layout	6
149	Varthuru	4
84	Hagadur	3
198	Hemmigeपुरa	3
7	Byatarayanapura	2
85	Dodda Nekkundi	2
25	Horamavu	2
54	Hudi	2
83	Kadugodi	2







Top 10 wards reporting least number of positive cases in last 7 days

Ward No.	Ward Name	Daily Cases Average
171	Gurappanapalya	0
169	Byrasandra	0
161	Hosakerehalli	0
155	Hanumanth Nagar	0
141	Azad Nagar	0
140	Chamrajapet	0
138	Chalavadipalya	0
137	Rayapura	0
136	Jagajivanram Nagar	0
133	Hampinagara	0



BENGALURU MAP SHOWING INTENSITY OF POSITIVE CASES IN LAST 7 DAYS



-  **Level 1 : 0 to 1 Cases**
-  **Level 2 : 1 to 3 Cases**
-  **Level 3 : 3 to 5 Cases**
-  **Level 4 : 5 to 10 Cases**
-  **Level 5 : More than 10 Cases**
-  **Zone Boundaries**

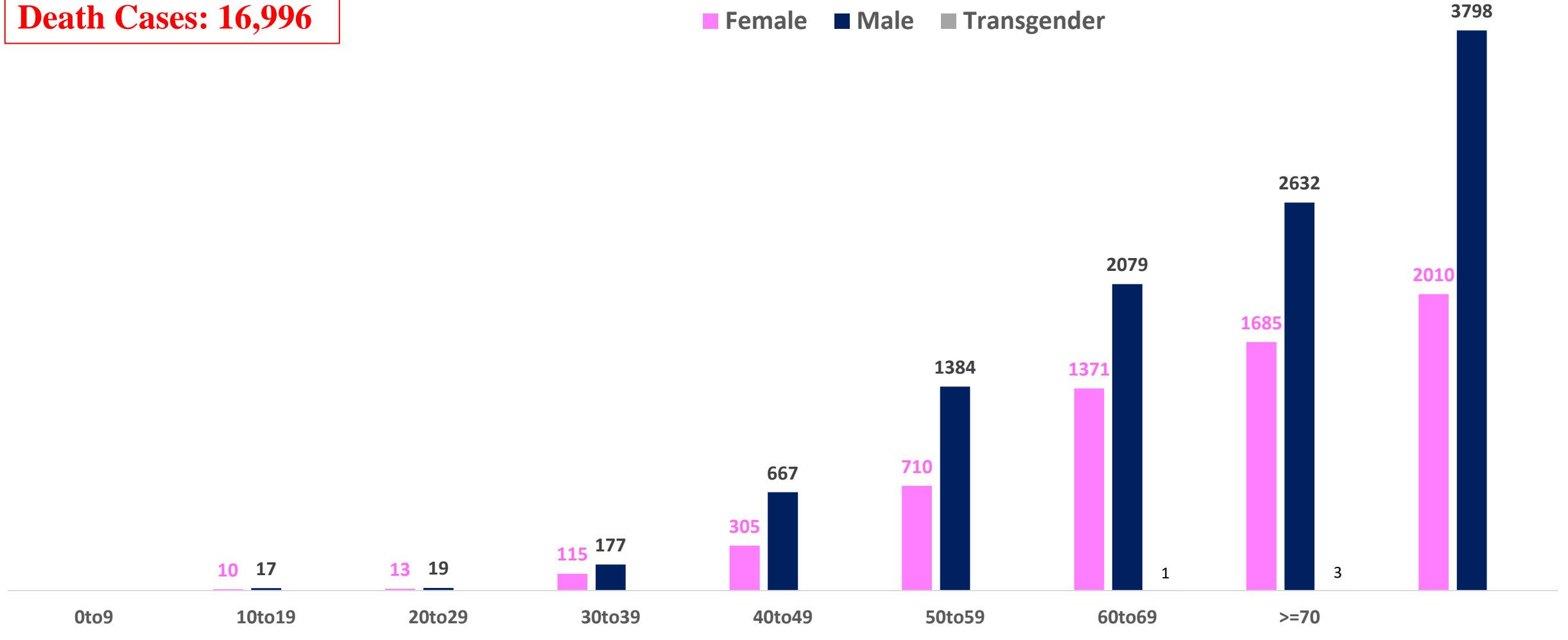


AGE AND GENDER WISE DISTRIBUTION OF DEATH CASES



Death Cases: 16,996

Female Male Transgender





SNAPSHOT OF COVID-19 CASES IN BENGALURU URBAN



**Total Wards With
< = 10 Cases* :
183**

**Tests Conducted
on 11.04.2023:
3,463**

**Recovery
Rate*:
99.05%**

**Total
Active Cases :
850**

**Total Vaccinated
on 11.04.2023:
18**

**Positivity
Rate* :
5.40%**

**Active
Rate*:
0.05%**

**Case
Fatality Rate* :
0.00%**





*Total positive cases In the past 7 days

*CFR and positivity is for Past 7 days



ಬೃಹತ್ ಬೆಂಗಳೂರು ಮಹಾನಗರ ಪಾಲಿಕೆ
Bruhat Bengaluru Mahanagara Palike



Download BBMP Bulletin	https://apps.bbmpgov.in/covid19/mediabulletin.php
To register for vaccination :	https://selfregistration.cowin.gov.in/
BBMP COVID19 Dashboard:	https://apps.bbmpgov.in/covid19/
Follow us on:	 www.facebook.com/bbmp.comm1/
	 twitter.com/BBMPCOMM
	  BBMPSplHealth

Issued by:

Honorable Chief Commissioner, BBMP
Special Commissioner Health, BBMP
MD, Bengaluru Smart City Limited

THANK YOU !

